

Name: _____

SNOW DAY LEARNING BOOKLET

KG





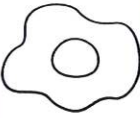























Kindergarten Helper Sheet

Numbers to 20

1	2	3	4	5	6	7	8	9	10
11	12	13	14	15	16	17	18	19	20

The Alphabet

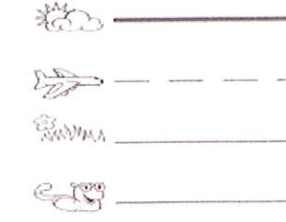
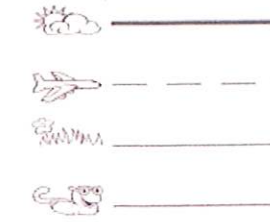


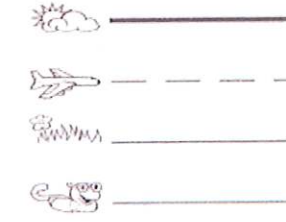

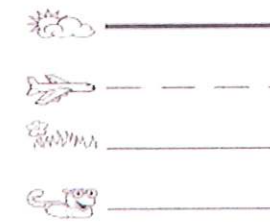

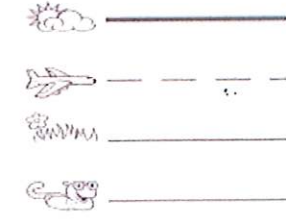
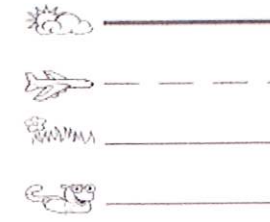
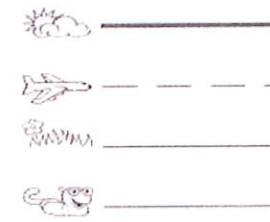
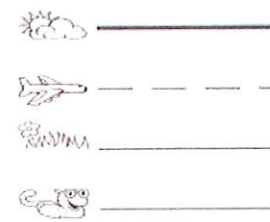
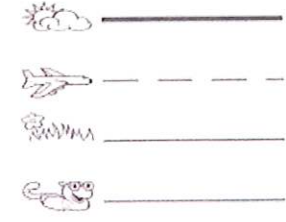
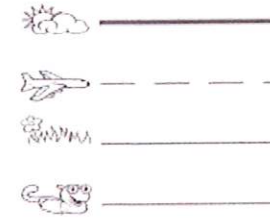
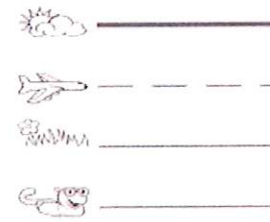

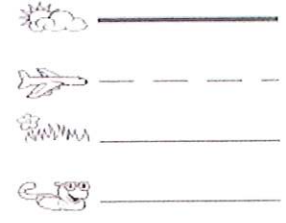
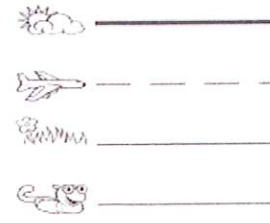

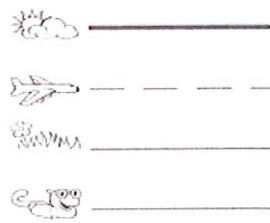



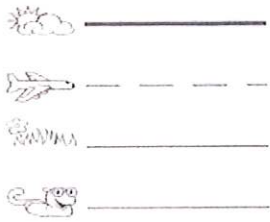


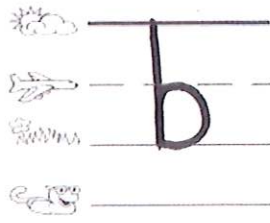

Aa 	Bb 	Cc 	Dd 	Ee 	Ff 	Gg 	Hh 	Ii 
Jj 	Kk 	Ll 	Mm 	Nn 	Oo 	Pp 	Qq 	Rr 
Ss 	Tt 	Uu 	Vv 	Ww 	Xx 	Yy 	Zz 	

Sight Words

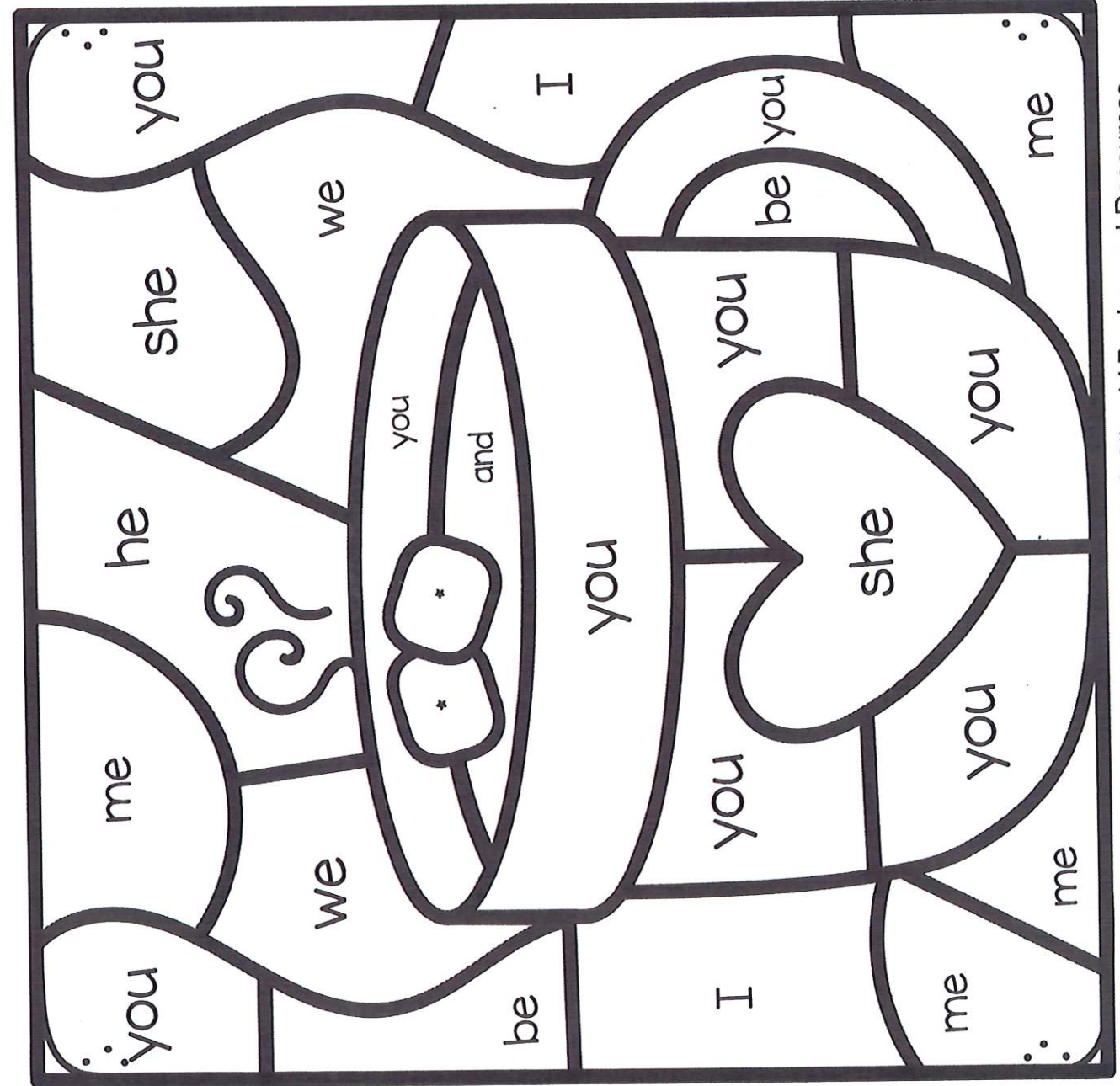
all	am	are	at	ate	be	black	brown	but	came	did
do	eat	four	get	good	have	he	into	like	must	new
no	now	on	our	out	please	pretty	ran	ride	saw	say
she	so	soon	that	there	they	this	too	under	want	was
well	went	what	white	who	will	with	yes			

AMI / HOME LEARNING PACKET PLAN

	HANDWRITING	SIGHT WORDS	PHONICS	MATH	SPECIAL CLASS
DAY 1	lowercase a - b - c - d	Color by Code: Cocoa	Short Vowel Fun	Count to 10	Music
DAY 2	lowercase e - f - g - h	Color by Code: Bear	Rhyming Words	Greater Number	PE
DAY 3	lowercase i - j - k - l	Color by Code: Penguin	Beginning Sound Segmenting	Picture Addition	Art
DAY 4	lowercase m - n - o - p	Color by Code: Snowman	Middle Sound Segmenting	Butterfly Addition	Library
DAY 5	lowercase q - r - s - t	Color by Code: Mittens	Ending Sound Segmenting	Jellybean Subtraction	Technology
DAY 6	lowercase u - v - w - x	Color by Code: Penguin	How Many Syllables	Making Ten	Choice



COLOR BY CODE



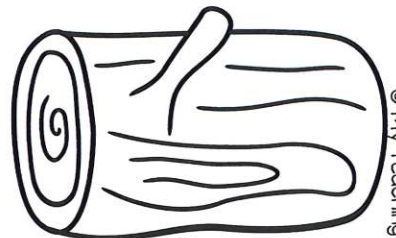


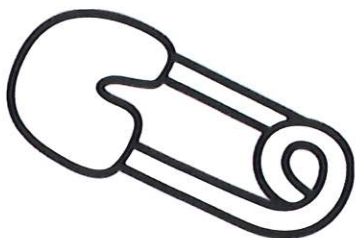


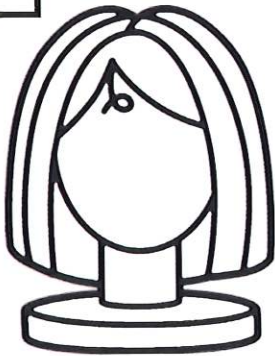






COLOR	CODE
yellow	we
red	she
pink	he
orange	be
green	me
purple	I
dark blue	you
light brown	and
white	*

Name: _____

Short Vowel Fun

Use the code to color the pictures by their middle vowel sound.

green	a
red	e
blue	i
yellow	o
pink	u















Name: _____

Counting to 10



DAY 1

Count the animals in each box and write how many there are.





DAY 1 – MUSIC

KINDERGARTEN MUSIC: LET'S DRAW THE PITCH NAMES



DAY 1

Directions: Practice writing each of the solfege pitches below.
When you are finished Sing the pitches while doing your hand signs.

DO

RE

MI



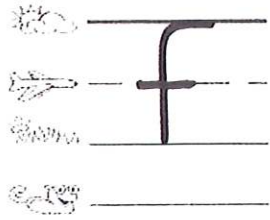

FA

SO

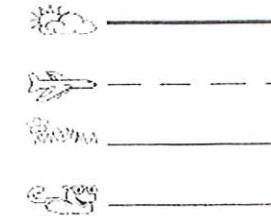
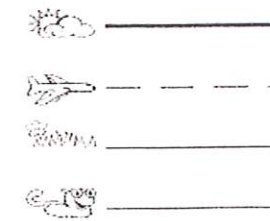
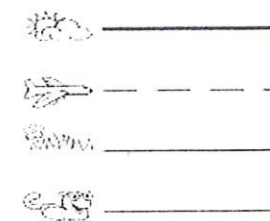
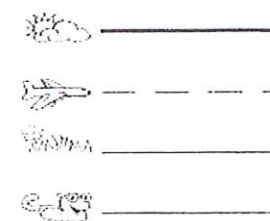
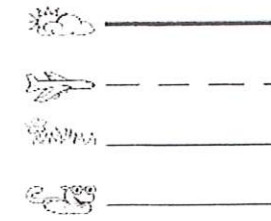
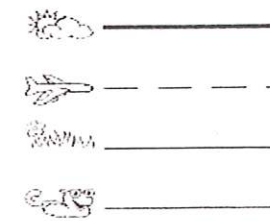
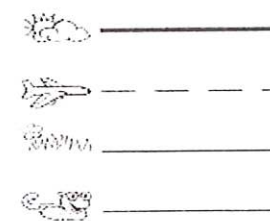
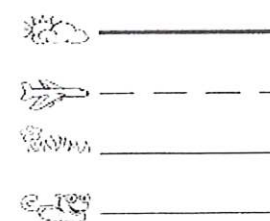
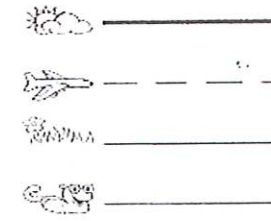
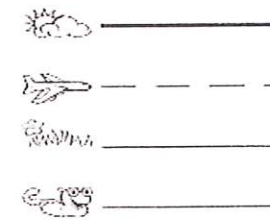
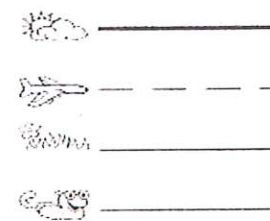
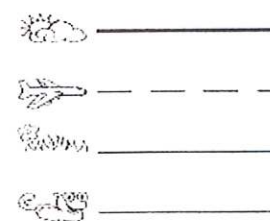
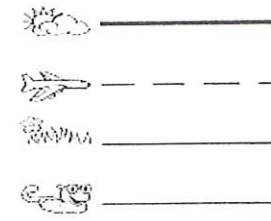
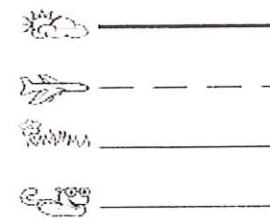
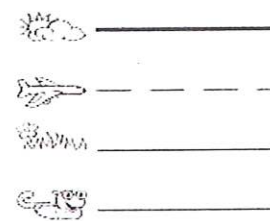

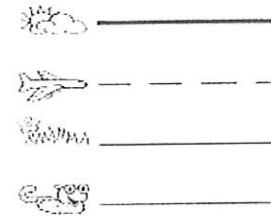
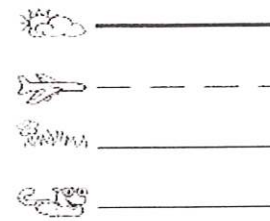
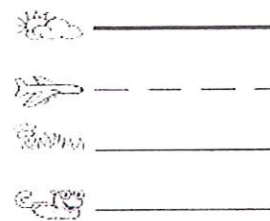

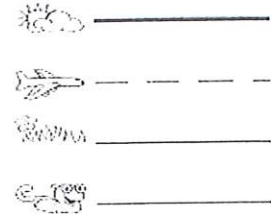
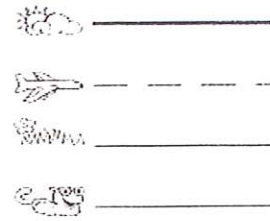
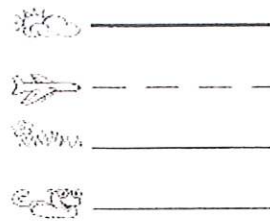
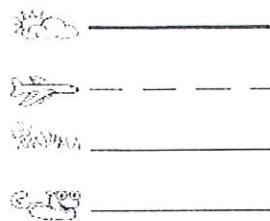
LA

TI

DO




DAY 2





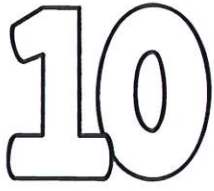







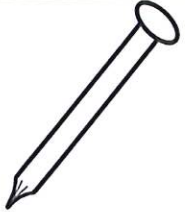

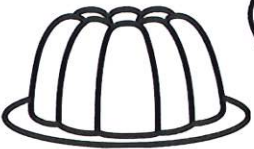



Name: _____

Rhyming Words

Color the two pictures that rhyme with one another.



DAY 2

Name: _____

Greater Number

Color the greater number in each set.

DAY 2

4 7

5 2

15 12

11 10

3 8

9 13

5 6

7 10

13 16


12 11

14 12

8 9

2 4

15 17



Physical Education Choice Board

Directions: Choose one or more physical activities to complete.

Stretch with Yoga

Practice balance and focus with some yoga moves, like downward dog, tree pose, or boat pose. Challenge yourself to try some more advanced poses, like crow pose or wild thing pose!



Invent a Game

Invent a game like tag or hopscotch that requires you to be outside and moving around. What are the rules? How many people can play? Teach a friend or family member and have fun!



Keep It Up

Play "Keep It Up" with a balloon, beach ball, or scarf. How long can you keep the item off the ground?



Walk It Out

Get outside with a friend or loved one and go for a walk. Try strolling or speed walking to mix it up.



Run For It

Jog with high knees or back kicks from one place to another. Turn around and run back to where you started. Do this 10 times.



Dance, Dance

Put on some music and dance. Do a dance you know or make up your own routine!



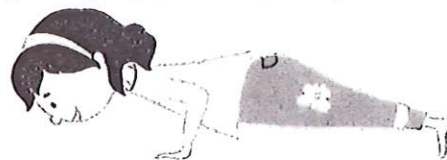
Balance Building

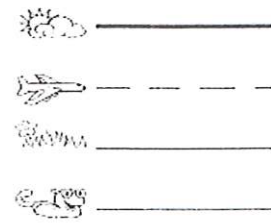
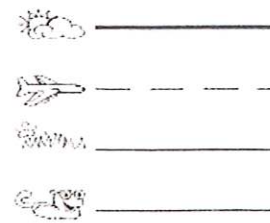
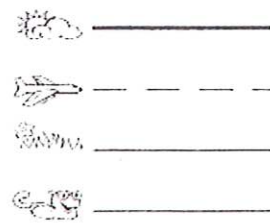
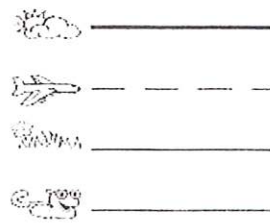
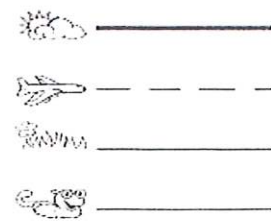


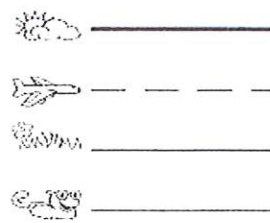
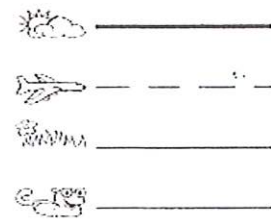
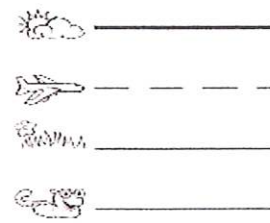
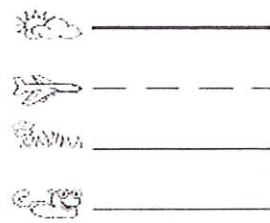
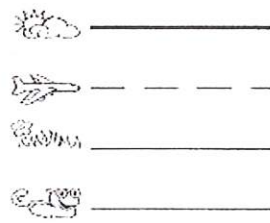
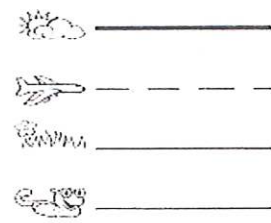
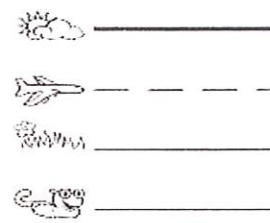
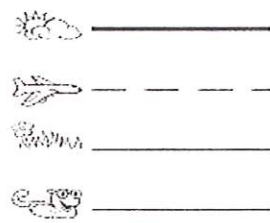
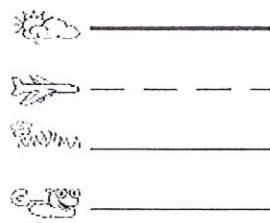
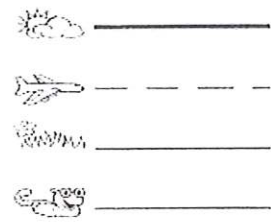
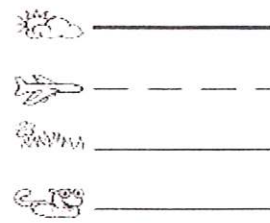
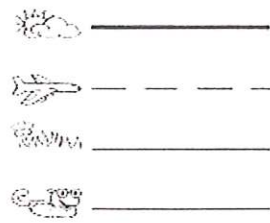
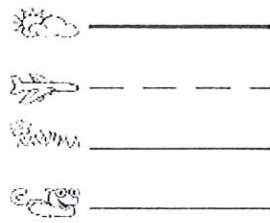
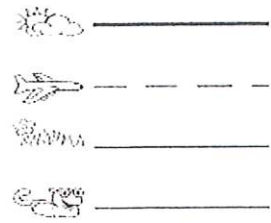
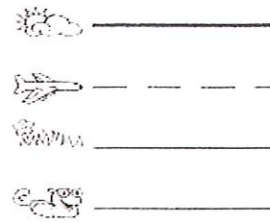

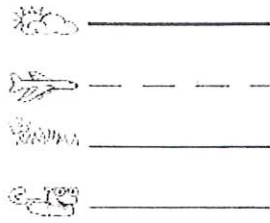
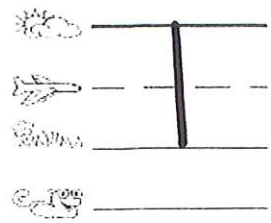


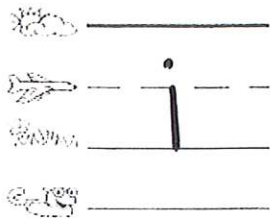
Balance a lightweight object, like a book, on 5 different body parts for 15 seconds each.



Build Your Strength

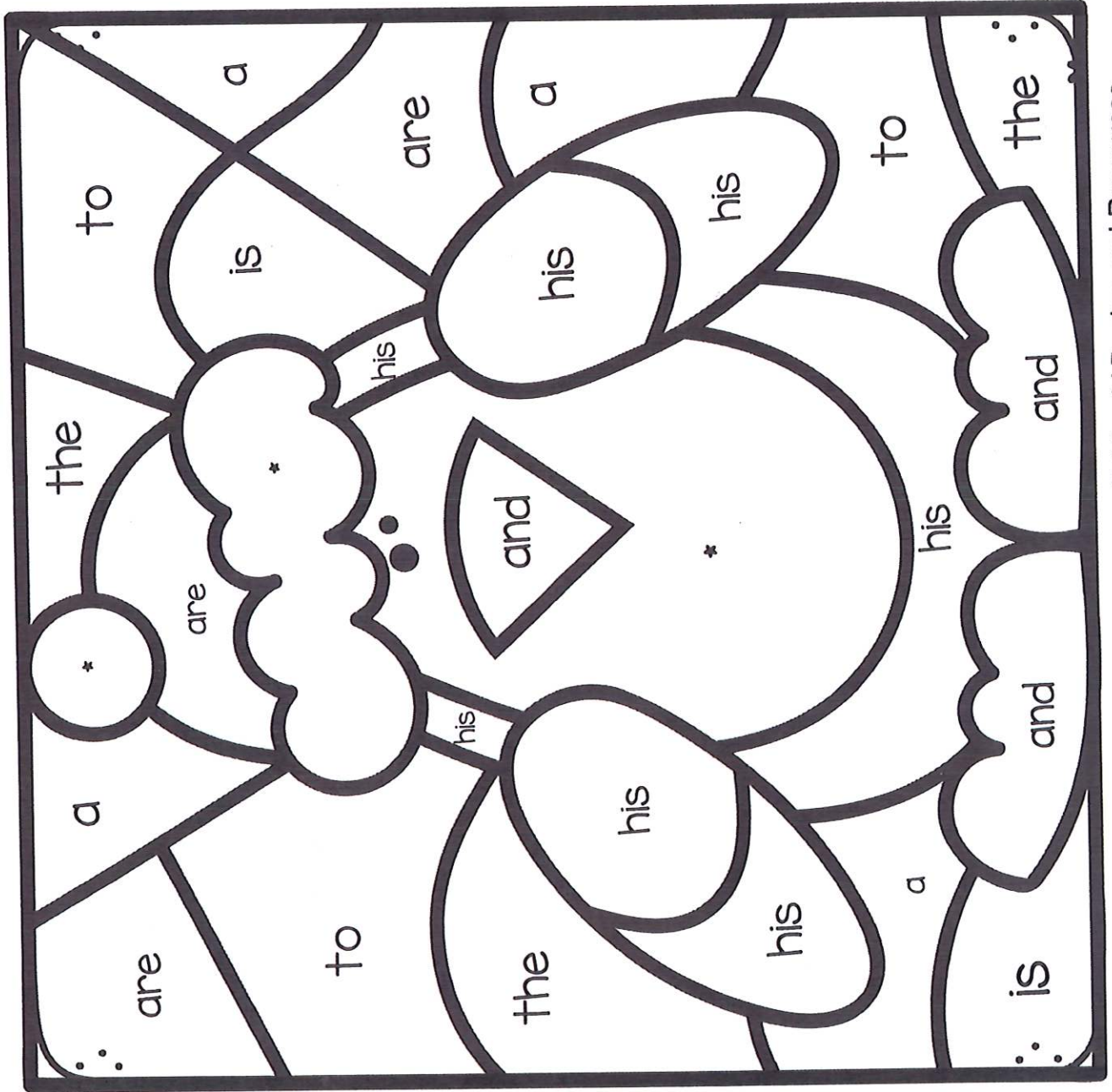
Set a timer for 1 minute, and do as many push-ups, sit-ups, and squats as you can. Can you try again and beat your record?





COLOR BY CODE

COLOR	CODE
yellow	a
pink	the
orange	and
purple	are
dark blue	to
light blue	is
black	his
white	*




DAY 3

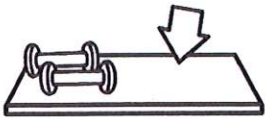
Beginning sounds

Segmenting

Name: _____




DAY 3



at



an



at




at



ap




ag



an



an

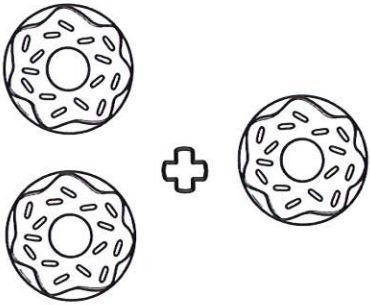


an

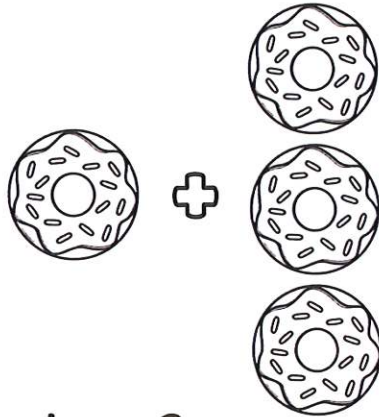
Name: _____

Picture Addition


Count the donuts to help you answer the addition questions.



$2 + 1 = \underline{\quad}$

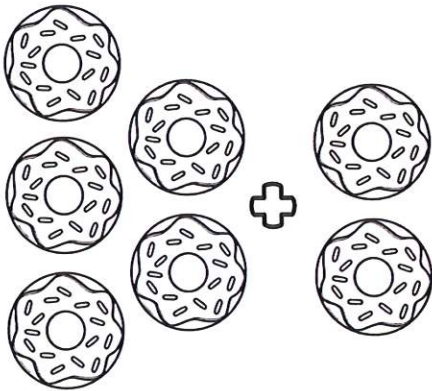


$1 + 3 = \underline{\quad}$

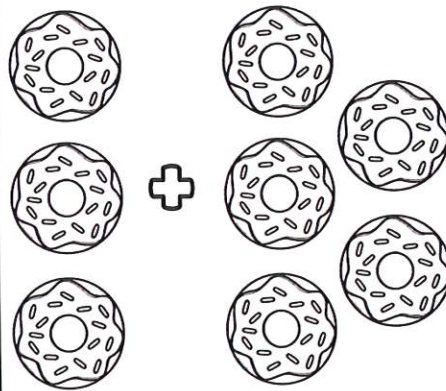


$2 + 2 = \underline{\quad}$

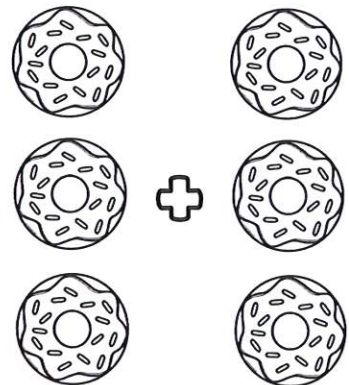
DAY 3



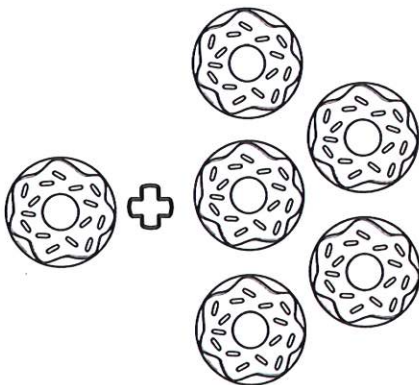
$5 + 2 = \underline{\quad}$



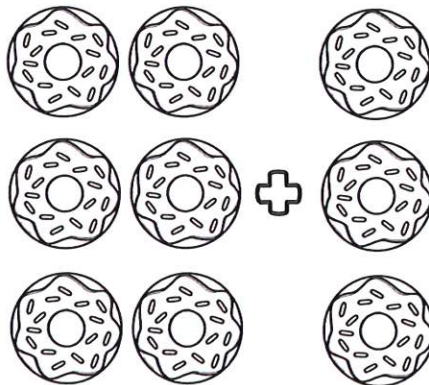
$3 + 5 = \underline{\quad}$




$3 + 3 = \underline{\quad}$



$1 + 5 = \underline{\quad}$




$6 + 3 = \underline{\quad}$




Name _____

The artist In Me


DISCOVERING SECONDARY COLORS:




+




=




+



=



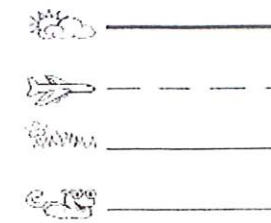
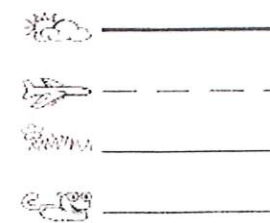


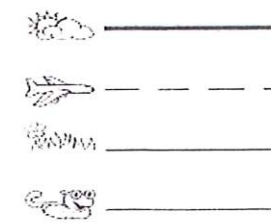
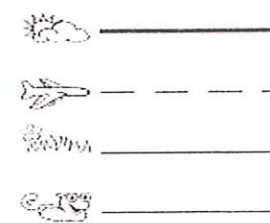
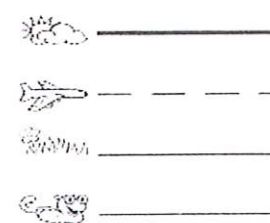
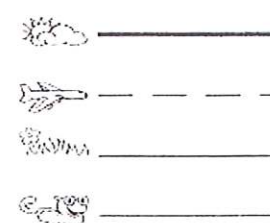
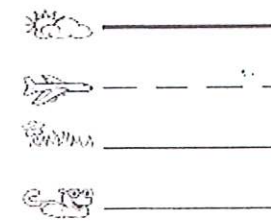
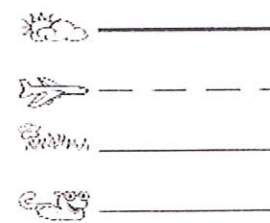
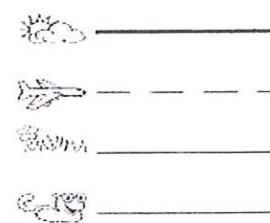

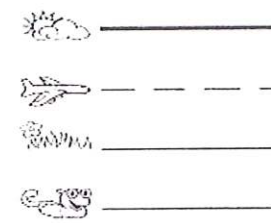
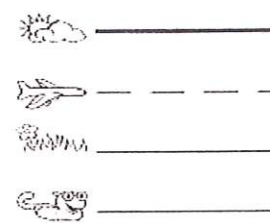
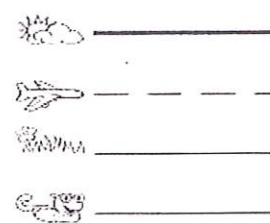

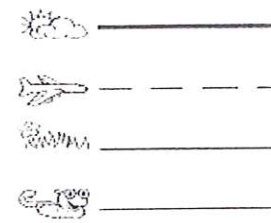
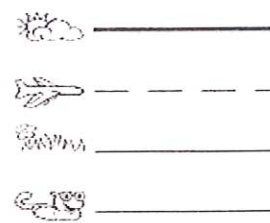
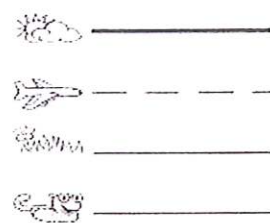

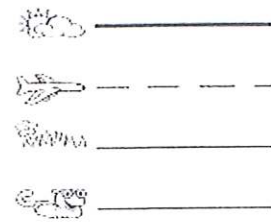
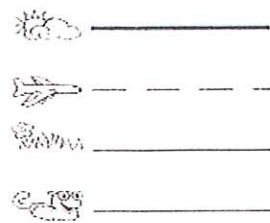
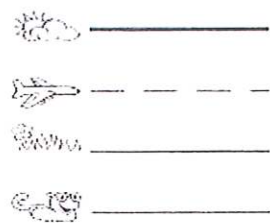


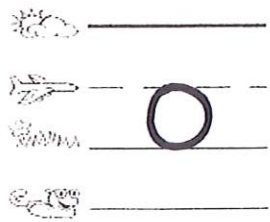

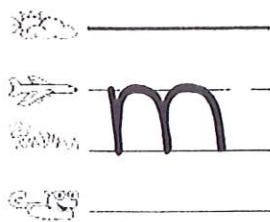
+



=

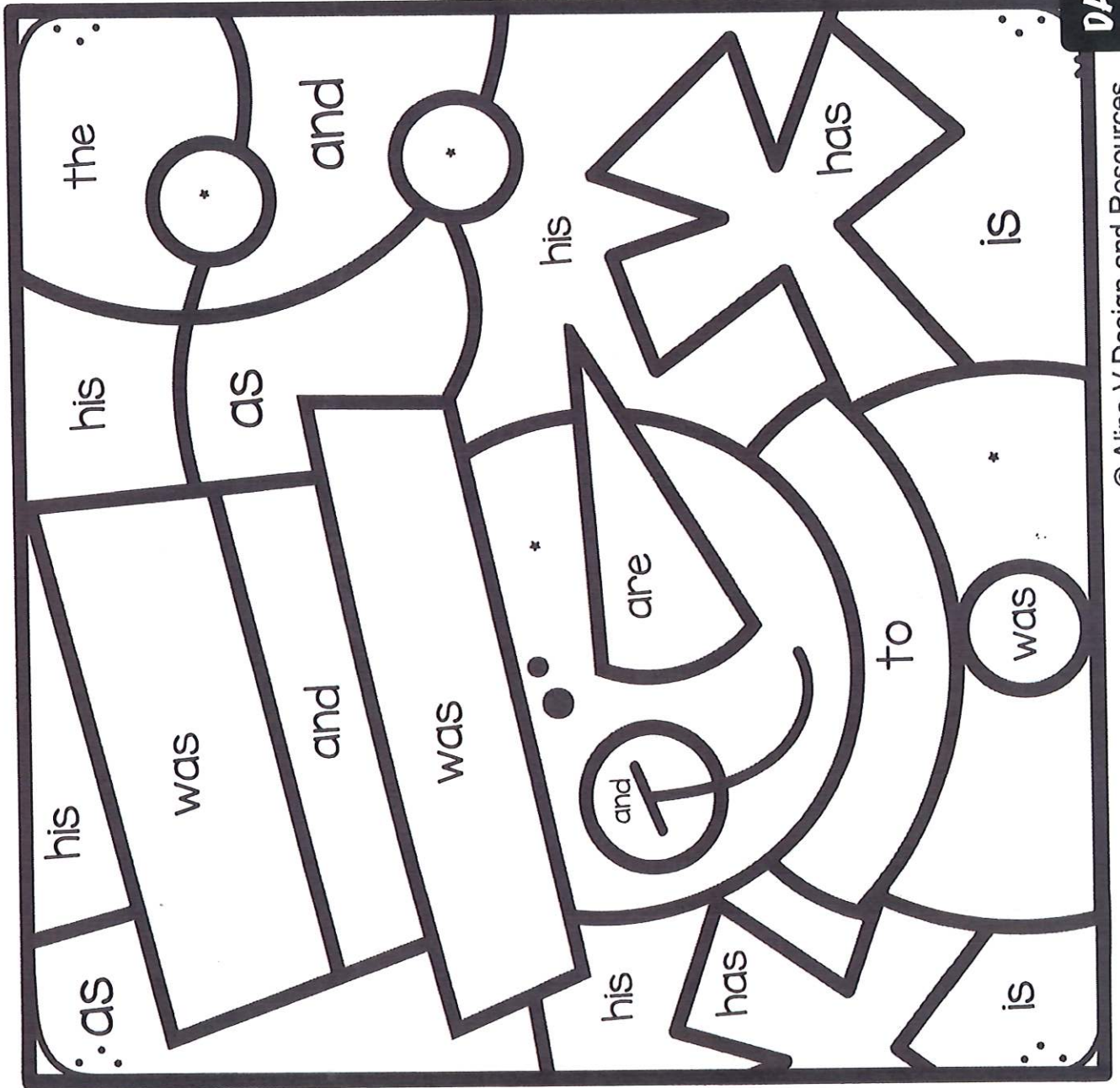


The secondary colors—purple, orange, and green, are colors that have been produced by mixing the primary colors.



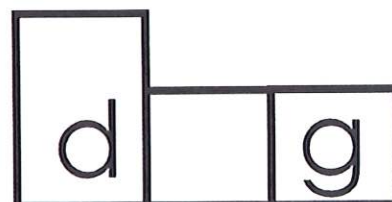


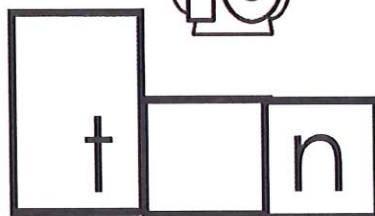


COLOR BY CODE

COLOR	CODE
yellow	the
pink	and
orange	are
green	to
purple	is
dark blue	his
light blue	as
brown	has
black	was
white	*



Middle sounds Segmenting

Name: _____




DAY 4


Name: _____

Butterfly Addition


Draw some spots on the butterfly's wings to help you answer the addition questions.



$2 + 2 = \square$




$2 + 1 = \square$




$3 + 2 = \square$


DAY 4




$4 + 3 = \square$




$7 + 2 = \square$




$5 + 3 = \square$



$3 + 3 = \square$





$6 + 4 = \square$


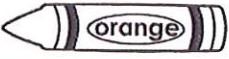



$5 + 2 = \square$


The Fiction Cover

This is the front cover of a fiction book.
Use the words in the box below to shade in each part.

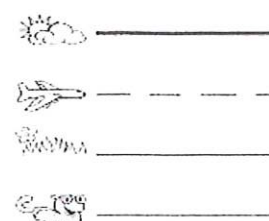
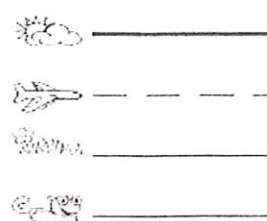


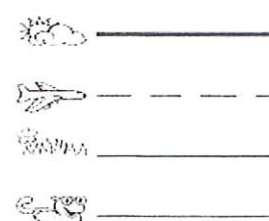
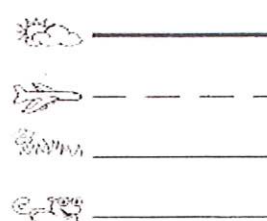
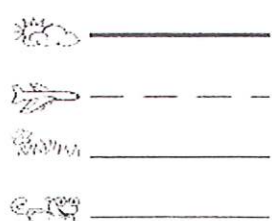
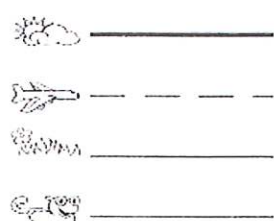

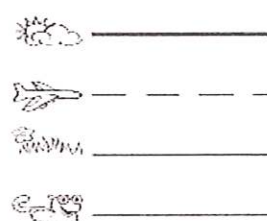

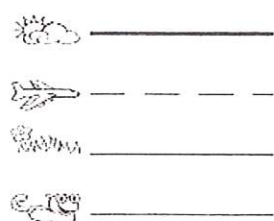
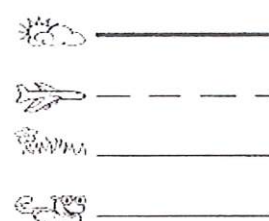
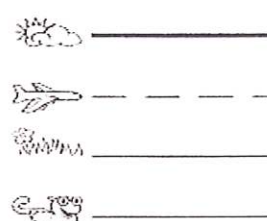
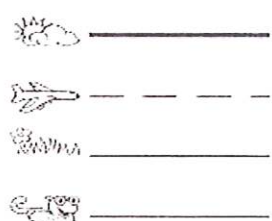
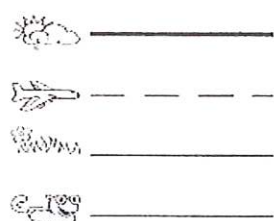
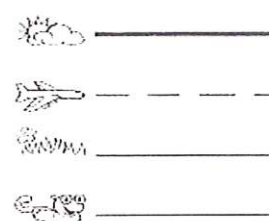

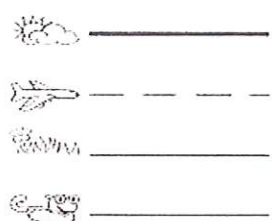

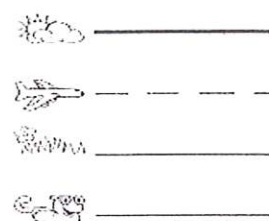
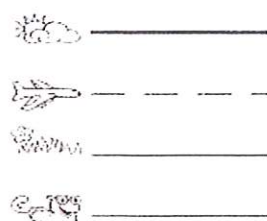
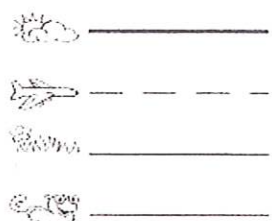

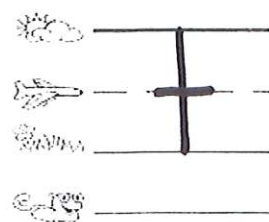


author's name  illustrator's name 

pages  illustration  title 

DAY 4

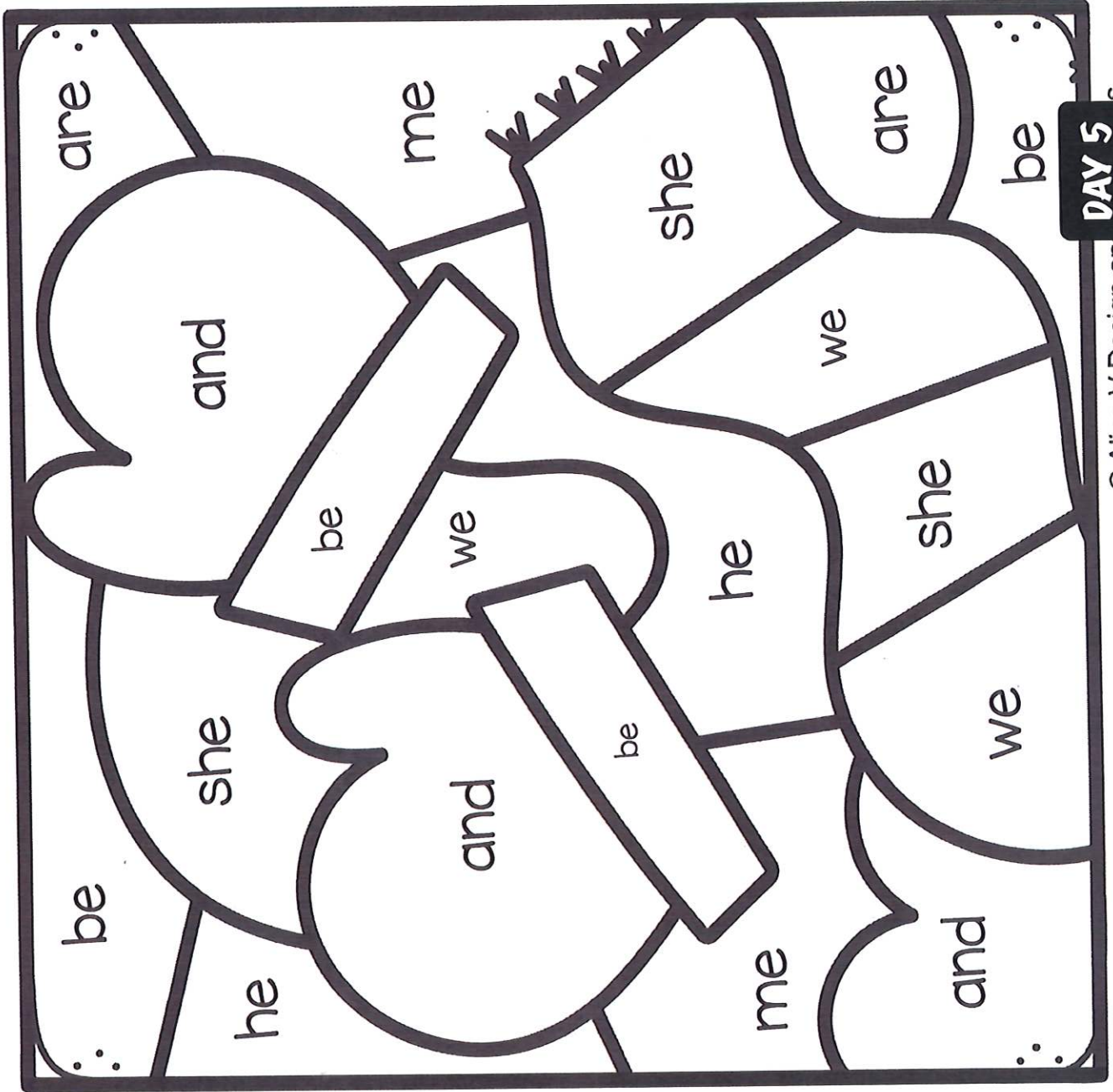


 Bonus Question: What does it mean if there is only one name listed on the cover of a picture book? _____



COLOR BY CODE


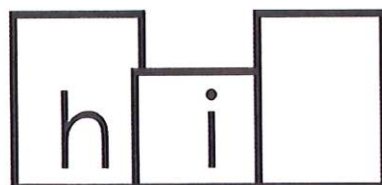
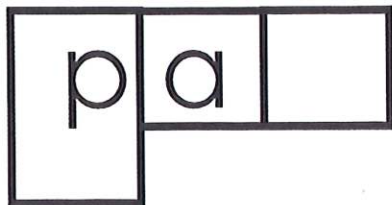
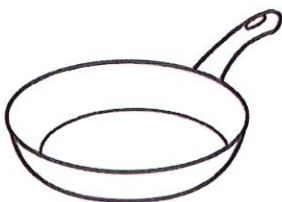

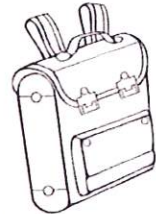

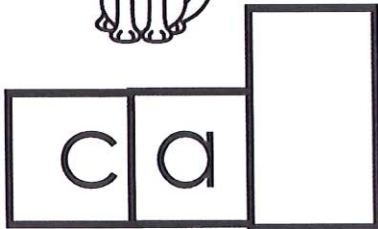

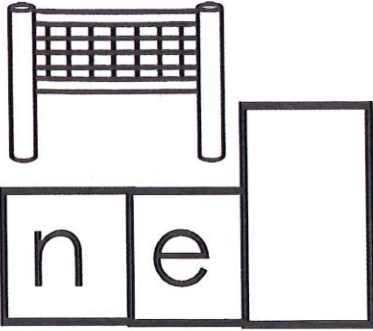

COLOR	CODE
yellow	he
pink	she
orange	we
green	me
purple	be
dark blue	and
light blue	are



DAY 5

Ending Sounds Segmenting


Name: _____



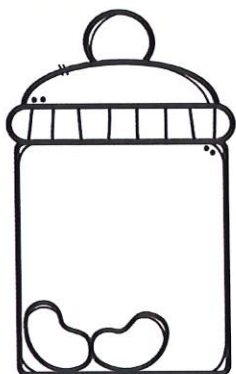
Name: _____

Jellybean Subtraction

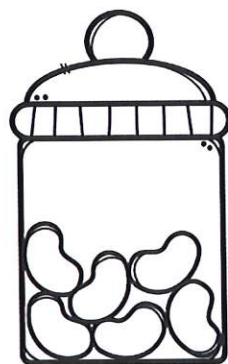
Cross out the jellybeans in the jars to help you work out the answers.




$$4 - 2 = \square$$



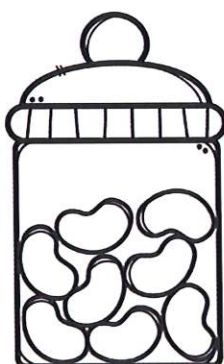
$$2 - 1 = \square$$




$$6 - 3 = \square$$



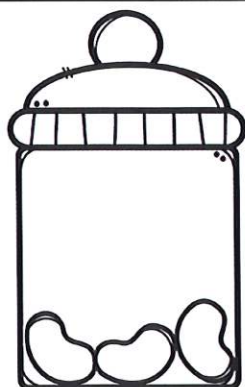
$$5 - 1 = \square$$



$$8 - 2 = \square$$




$$5 - 4 = \square$$



$$3 - 3 = \square$$



$$7 - 3 = \square$$



$$9 - 2 = \square$$

DAY 5

Pause & Think Moment ☺

Directions

Read the poem. Color the traffic light. Label each color with what it means.

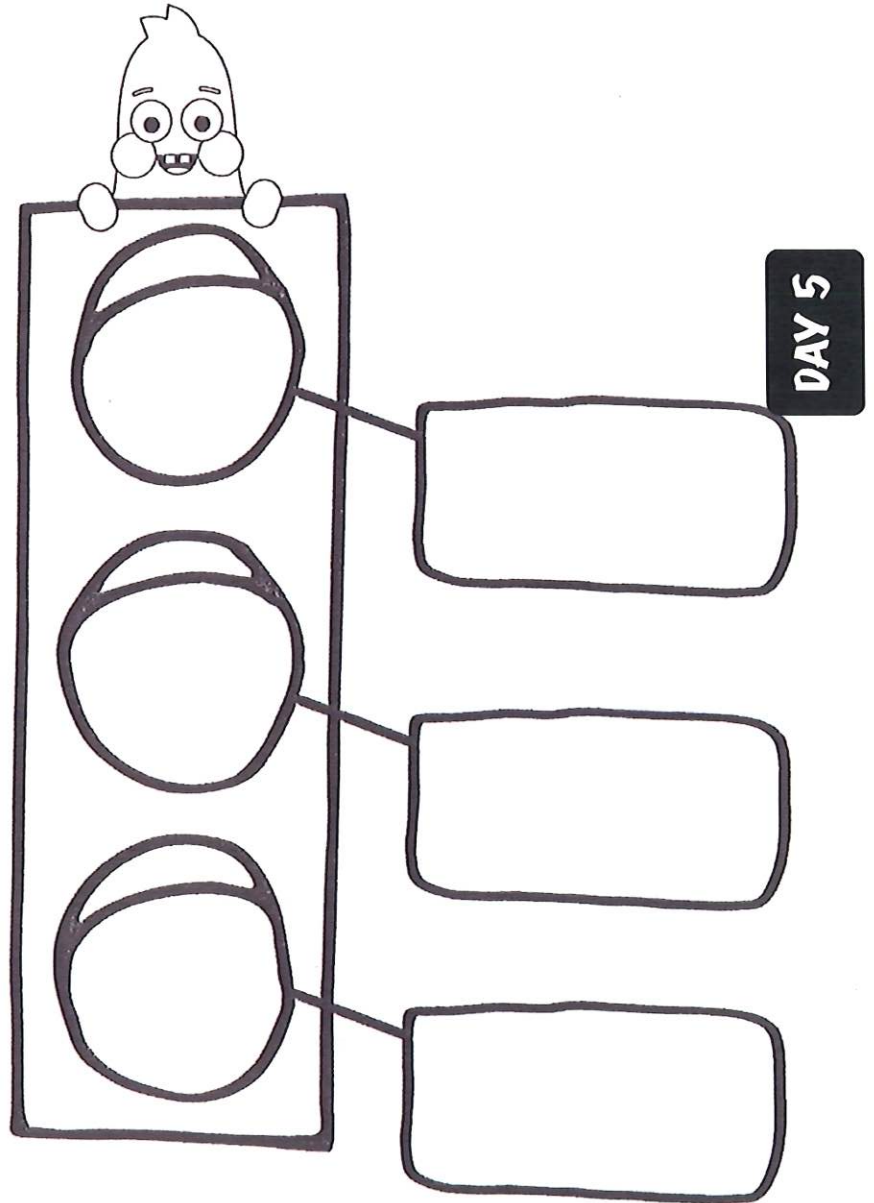
Internet Traffic Light

by Wren Brennan

We go online to find
new things to do and see.
The internet traffic light
shows where we need to be.

Green means GO!
To sites we trust.
Yellow means SLOW!
Being safe is a must.

Red means STOP.
Ask if it's OK.
Trust your gut.
To go the right way.



OVER →



PRIVACY & SECURITY
We care about
everyone's privacy.



Help Boost Kids' Safety, Privacy, and Security

When kids start to go online, whether they're playing multiplayer games, using educational apps, or just following their curiosity on Google, it's important that they understand the basics of online privacy and safety. With some general guidelines around what information is and isn't OK to share, and some help from parents when they're unsure, kids can have fun and learn a lot in the digital world.

Check out these 5 tips

DAY 5



Discuss personal vs. private info.

Talk about the difference between what's OK to share online (favorite color) and what's not (home address).



Use privacy settings.

Together, go through the settings on all new apps to make sure you both know what information your kids are sharing. Especially in the beginning, it's better to share very little.



Avoid location tracking.

Location-aware apps can be super helpful. But apps that use a device's location to help people find your kid or offer them ads for nearby businesses should be used with caution. Turn them off if you can.



Power up passwords.

Work together with kids to help them come up with complex passwords. Think outside the dictionary. Use phrases and special characters that make passwords hard to guess but easy to remember. Remind kids to keep passwords private and change them regularly.



Skip quizzes.

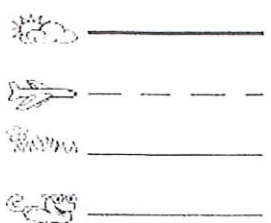
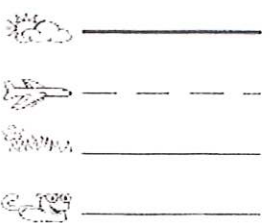
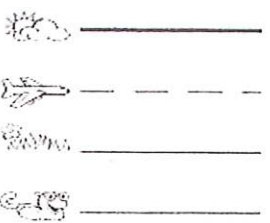
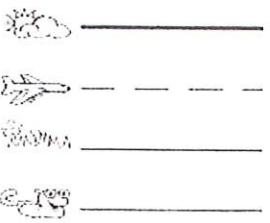
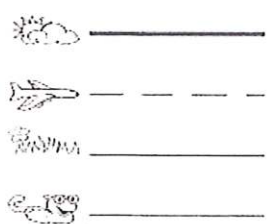
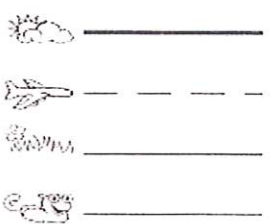
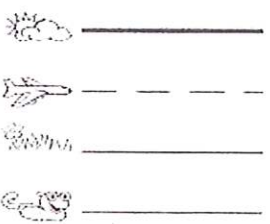
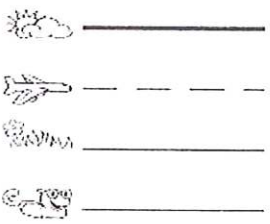

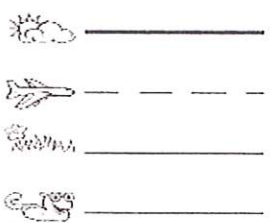
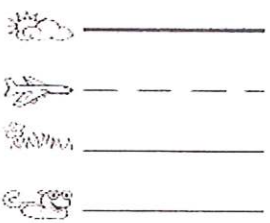
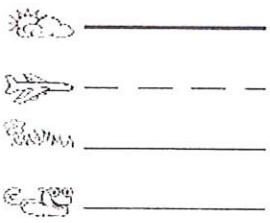
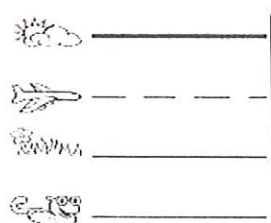
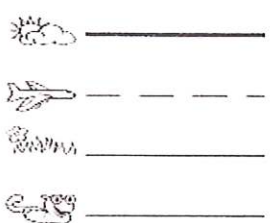
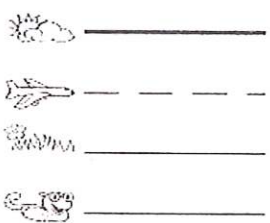
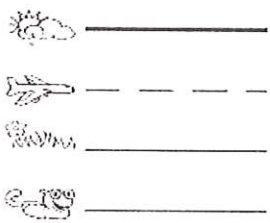
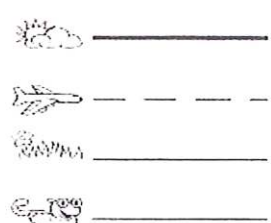
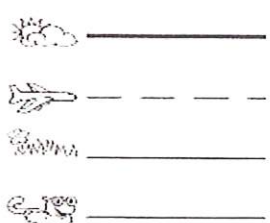
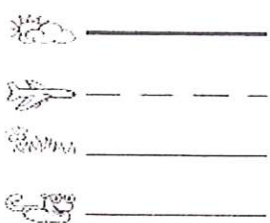
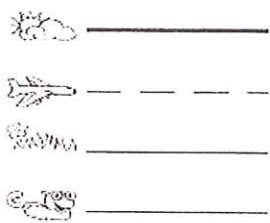

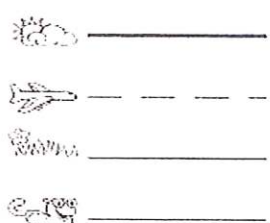

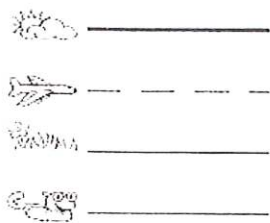
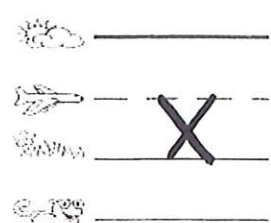
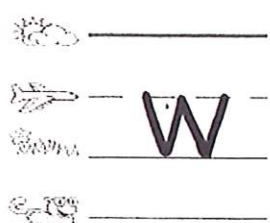


Help kids identify and avoid clickbait, quizzes, special offers, and anything that asks for personal or private information. This helps keep information secure and devices safe.



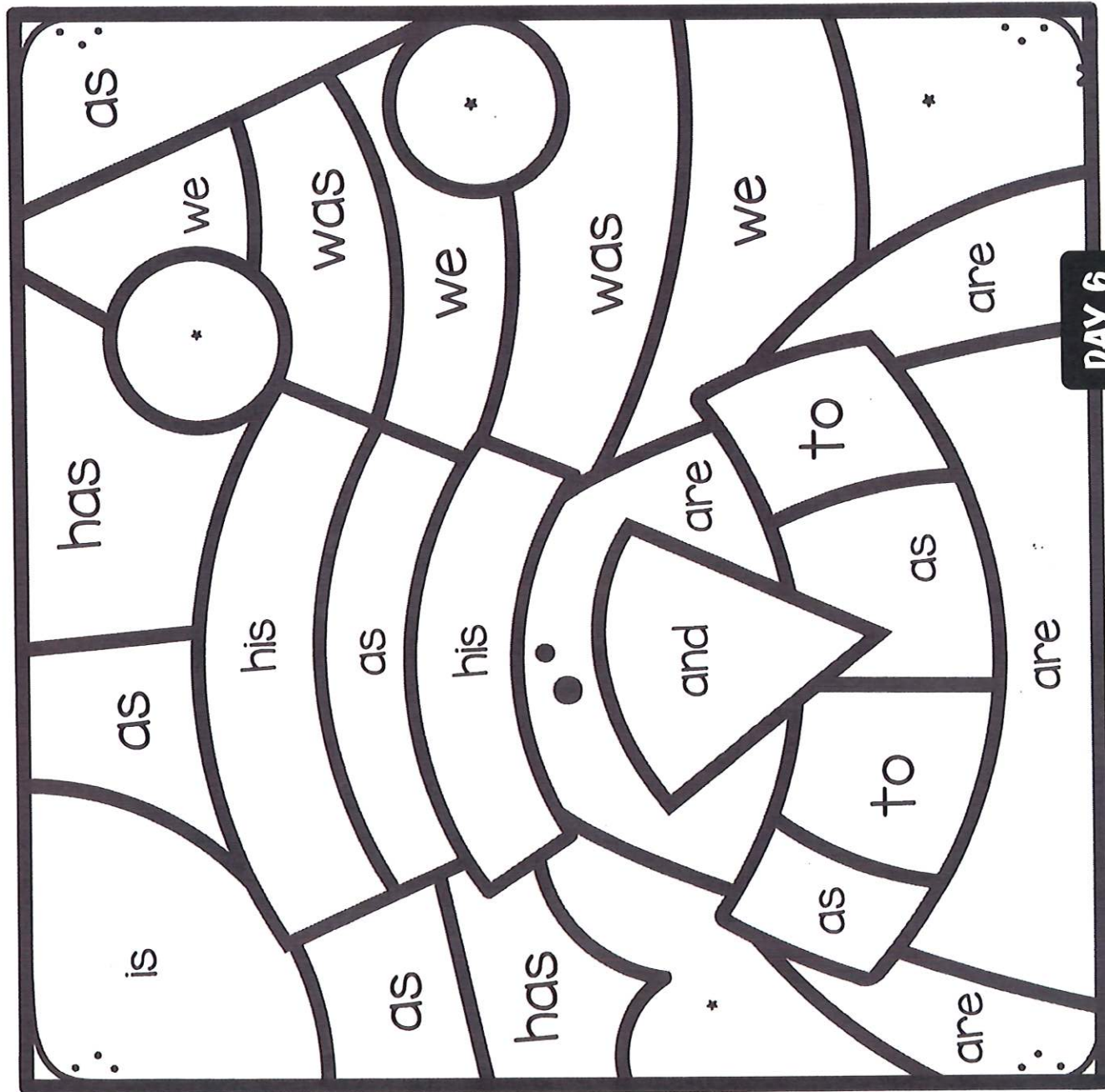
PRIVACY & SECURITY

We care about
everyone's privacy.





COLOR BY CODE

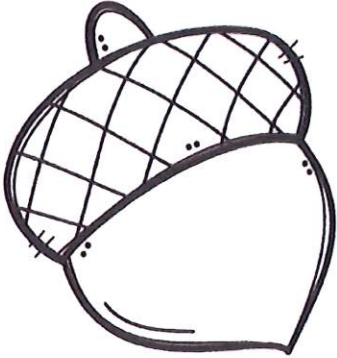


COLOR	CODE
yellow	and
red	are
pink	to
orange	is
black	his
dark blue	as
light blue	has
white	*
dark green	was
light green	we


Name: _____

HOW MANY SYLLABLES?

Count the syllables and color the number.



1 2 3




1 2 3



1 2 3




1 2 3




1 2 3




1 2 3



1 2 3



1 2 3

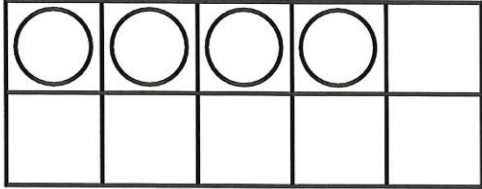


1 2 3

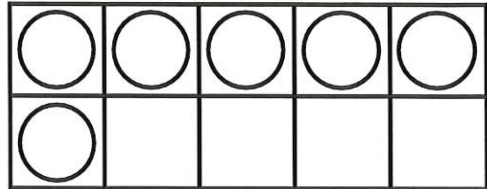
Name: _____

Making Ten

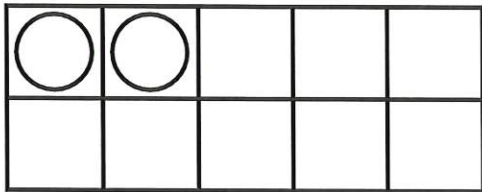
Draw more circles to make ten and then complete the equation.



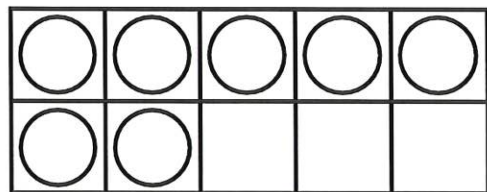
$$4 + \underline{\quad} = 10$$



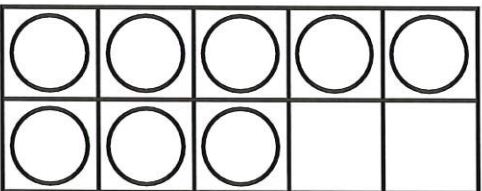
$$6 + \underline{\quad} = 10$$



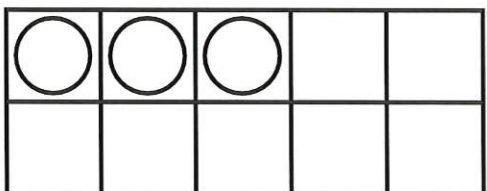
$$2 + \underline{\quad} = 10$$



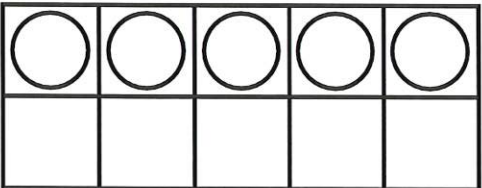
$$7 + \underline{\quad} = 10$$



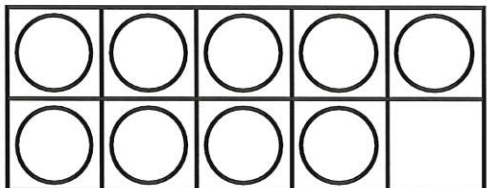
$$8 + \underline{\quad} = 10$$



$$3 + \underline{\quad} = 10$$



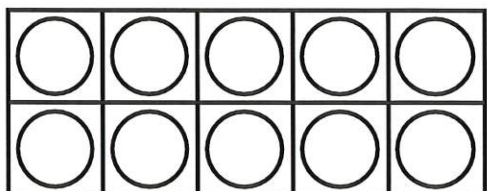
$$5 + \underline{\quad} = 10$$



$$9 + \underline{\quad} = 10$$



$$1 + \underline{\quad} = 10$$



$$10 + \underline{\quad} = 10$$

DAY 6